

# Associated British Foods Pension Scheme

## abrdn Emerging Markets Equity (CTNB)

### Factsheet Q1 2024



#### INVESTMENT OBJECTIVE

The Fund aims to grow your capital by investing mostly in companies based, or carrying out much of their business, in emerging market countries worldwide. These are typically countries that are still developing their economies.

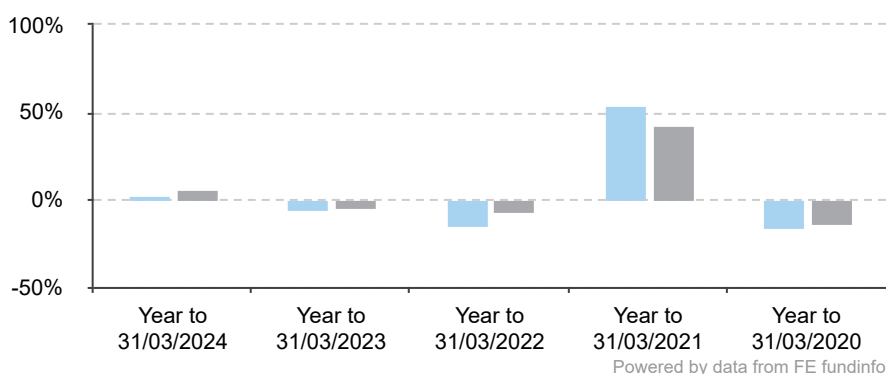
#### WHO IS THIS FUND FOR?

- This fund is available for members of the Associated British Foods Pension Scheme who wish to invest alongside the default fund range.
- If you do not understand this document we recommend you seek additional information to help decide if this fund is right for you.

#### PERFORMANCE TO QUARTER END (%)

	3 Months	YTD	1 Year	3 Years (p.a.)	5 Years (p.a.)
Fund	2.2	2.2	0.4	-6.6	1.1
Comparator	3.4	3.4	6.3	-1.8	3.2

#### ANNUAL PERFORMANCE (%)



Year To	31/03/2024	31/03/2023	31/03/2022	31/03/2021	31/03/2020
Fund	0.4	-5.3	-14.3	54.2	-16.0
Comparator	6.3	-4.5	-6.8	42.8	-13.2

The comparator can be used as a reference that illustrates asset class or peer group returns. Please note this may be different to the underlying fund's benchmark.

Performance is shown inclusive of the investment management fees which members of the Scheme incur (source: Mobius Life). Where applicable, the performance record of the abrdn Emerging Markets Equity (CTNB) Fund shown above has been linked to the performance record of the predecessor fund which was available to members of the Scheme.

Past performance should not be seen as a guide to future performance and may not be repeated. Performance is quoted using dealing valuations and may differ from fund manager statement values, which may use close of business valuations.

The Fund is distinct from the underlying fund(s), with its own unit price and other fund specific details. However the Fund is fully invested in the underlying fund(s). The unit price and performance of the Fund will not exactly match those of the underlying fund(s).

#### FUND FACTS

<b>Launch date</b>	14 March 2019
<b>Fund valuation</b>	Daily
<b>Fund currency</b>	GBP
<b>Underlying fund</b>	abrdn Emerging Markets Equity (CTNB)
<b>Comparator</b>	MSCI Emerging Markets
<b>Annual Management Charge p.a.</b>	0.9250%
<b>Additional Expenses p.a.</b>	0.1200%
<b>Total Expense Ratio p.a.</b>	1.0450%

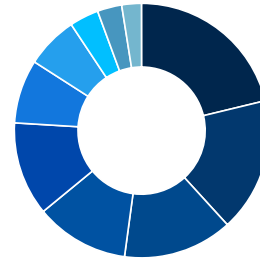
The underlying investment manager levies an Annual Management Charge (AMC) for managing the individual funds. There may also be additional costs incurred in operating the fund which are paid by the fund. The total of the AMC and any additional costs make up the Total Expense Ratio (TER), which represents the cost for running the fund, reflected daily in the unit price.

# Associated British Foods Pension Scheme abrdn Emerging Markets Equity (CTNB)

Factsheet Q1 2024

## ASSET ALLOCATION (%)

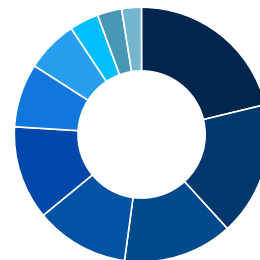
Chinese Equities	21.2%
Indian Equities	17.0%
Taiwanese Equities	13.9%
South Korean Equities	11.9%
Other	11.9%
Mexican Equities	8.1%
Brazilian Equities	6.6%
Indonesian Equities	3.7%
Hong Kong Equities	3.1%
Dutch Equities	2.5%



Figures may not total to 100% due to rounding

## GEOGRAPHIC SPLIT (%)

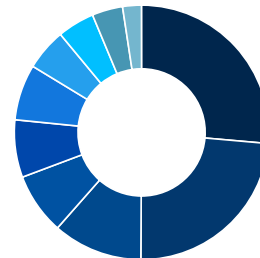
China	21.2%
India	17.0%
Taiwan	13.9%
Korea	11.9%
Other	11.9%
Mexico	8.1%
Brazil	6.6%
Indonesia	3.7%
Hong Kong	3.1%
Netherlands	2.5%



Figures may not total to 100% due to rounding

## SECTOR BREAKDOWN (%)

Information Technology	26.4%
Financials	23.7%
Consumer Discretionary	11.4%
Communications	7.8%
Industrials	7.3%
Consumer Staples	7.1%
Materials	5.3%
Other	4.7%
Energy	3.9%
Utilities	2.4%



Figures may not total to 100% due to rounding

## TOP FUND HOLDINGS

HOLDING	%
Taiwan Semiconductor Manufacturing	9.7
Samsung Electronic	7.3
Tencent	5.7
Alibaba Group Holding	3.6
HDFC Bank	2.5
Power Grid Corp of India	2.4
SBI Life Insurance	2.4
Southern Copper	2.0
JSC Kaspi.Kz	2.0
Totalenergies	2.0

## FUND RISK FACTORS

The stated aims of the fund are not guaranteed. The value of investments and any income from them may fall as well as rise and investors may not get back the original amount invested. If the fund invests in overseas markets, changes in currency exchange rates may cause the value of investments to fall or rise. Investing in emerging markets involves a high degree of risk and should be seen as long term in nature. Where a fund is invested with another life company by means of a reinsurance arrangement, the risk of default by the reinsurer is borne by policyholders who invest in the relevant fund.

## WHAT AFFECTS THE FUND PRICE

The fund is single priced and is set daily. All purchases and sales on a given day take place at this price. The fund price may be subject to adjustment on any given day to ensure it is investors trading who bear any transaction costs. This means on any given date, a member purchasing units in this fund will receive an identical unit price to a member who is selling units in the fund. The Fund price is influenced by a number of external factors, including but not limited to, performance of the active manager; changes in sterling foreign exchange rates; changes in interest rates and inflation; economic factors which may affect the stock market for this region; market view of the likelihood of bond issuers not meeting their financial obligations; political activity; and ability and ease of buying and selling properties at their market value.

In the event of a redemption suspension being invoked by a third party (the underlying investment), Mobius Life Limited reserves the right to delay cancellation of the units in the Fund for the same period as the underlying investment.

## IMPORTANT INFORMATION

Although the underlying investment management of this Fund is carried out by the manager(s) above, the Fund itself is provided by Mobius Life Limited ('Mobius Life'), a UK authorised insurer.

The fund is a ring-fenced portfolio of assets owned by Mobius Life. The Trustees of the Scheme have a life assurance policy with Mobius Life. The value of the life assurance policy is determined by reference to the value of the investments held within each fund. The Trustees have a legal and beneficial ownership of the life assurance policy and not the investments held within the fund. In the event of Mobius Life becoming insolvent, the Trustees are eligible to make a claim to the Financial Services Compensation Scheme for any losses up to 100% of the value of the policy, although it should be noted the compensation payment is not guaranteed.

Mobius Life Limited provides information on products and services to enable you to make your own investment decisions, and this document should not be regarded as a personalised recommendation. The information on this factsheet has been provided to help you understand more about the fund and should not be interpreted as a recommendation that the fund is suitable for you based upon your personal circumstances. The suitability of this fund for your individual circumstances and retirement plans will depend on a number of factors, including your wider financial position, your risk tolerance, how close you are to retirement and how you intend to take your pension benefits in retirement.

The Trustees of the Scheme has selected the investment manager(s), based on advice from their professional advisors. The Trustees and their professional advisors regularly reviews the manager(s) and this may result in changes to the investment manager. Asset allocations and choice of asset managers may change without notification.

Where the benchmark is wholly, or in part, an MSCI Index; Source: MSCI. The MSCI information may only be used for your internal use, may not be reproduced or re-disseminated in any form and may not be used as a basis for or a component of any financial instruments or products or indices. None of the MSCI information is intended to constitute investment advice or a recommendation to make (or refrain from making) any kind of investment decision and may not be relied on as such. Historical data and analysis should not be taken as an indication or guarantee of any future performance analysis, forecast or prediction. The MSCI information is provided on an "as is" basis and the user of this information assumes the entire risk of any use made of this information. MSCI, each of its affiliates and each other person involved in or related to compiling, computing or creating any MSCI information (collectively, the "MSCI Parties") expressly disclaims all warranties (including, without limitation, any warranties of originality, accuracy, completeness, timeliness, non-infringement, merchantability and fitness for a particular purpose) with respect to this information. Without limiting any of the foregoing, in no event shall any MSCI Party have any liability for any direct, indirect, special, incidental, punitive, consequential (including, without limitation, lost profits) or any other damages. (www.msci.com).

Specialist investment data provider, Financial Express, provide the data in this factsheet. Mobius Life takes care to ensure the data provided about the funds is accurate, however discrepancies may occasionally occur. Mobius Life accepts no liability for losses incurred from actions taken based on such discrepancies, for example, but not limited to, an investor making investment decisions based on information in the factsheet.

## FURTHER INFORMATION

For further guidance on the investment options available, please contact the Scheme administrator or Trustees of your pension scheme or seek independent financial advice.

Further information on pensions and investments can be found at: <https://www.moneyhelper.org.uk>.